

Discount Codes: 390 PVC Sch. 40 Low Pressure Fabricated Fittings _____

400 PVC Sch. 80 Low Pressure Fabricated Fittings _____



**PVC
SCHEDULE 40 & 80
LOW PRESSURE
FABRICATED
FITTINGS**



**COMPLIES WITH
ASTM F 1866**



Visit our web site:
www.spearsmfg.com

PRICE SCHEDULE LPR-1-1200
Effective September 20, 2000
Supersedes LPR-1-0200

SPEARS PVC Schedule 40 & 80 Low Pressure Fabricated Fittings are designed for use in low pressure systems as follows:

Sizes up to 12" pressure rated to 130 psi Maximum Internal Pressure at 73°F
Sizes 14" to 24" pressure rated to 100 psi Maximum Internal Pressure at 73°F

Standard PVC material pressure de-rating factors apply for elevated temperature applications. Low Pressure fittings are available in a wide variety of configurations, fabricated from either Schedule 40 or Schedule 80 PVC pipe wall thickness material.

For Drain, Waste & Vent or non-pressure, open-ended system applications, please refer to Spears PVC Schedule 40 & 80 DWV Fabricated Fittings Price Schedule (DWV-1).

— PLEASE NOTE —

Not all of the Fabricated Fittings listed in this price schedule are carried in Spears Distribution Center inventories. When ordering Fabricated Fittings, please check with your servicing Distribution Center for availability. ALL ORDERS FOR NON-STOCKED Fabricated Fittings are NON-CANCELABLE and NON-RETURNABLE.

INSTALLATION INFORMATION

RECOMMENDATIONS FOR INSTALLERS AND USERS:

Plastic piping systems should be **ENGINEERED, INSTALLED** and **OPERATED** in accordance with **ESTABLISHED DESIGN AND ENGINEERING STANDARDS AND PROCEDURES** for plastic piping systems. Suitability for the intended service application should be determined by the installer and/or user prior to installation of a plastic piping system. **PRIOR TO ASSEMBLY, all piping system components should be inspected for damage or irregularities. Mating components should be checked to assure that tolerances and engagements are compatible. Do not use any components that appear irregular or do not fit properly. Contact the appropriate manufacturer of the component product in question to determine usability. Consult all applicable codes and regulations for compliance prior to installation.**

SOLVENT WELD CONNECTIONS — Use quality grade of primer and solvent cement formulated for type of connection, with the **CORRECT SIZE APPLICATOR**. Read and follow all of the solvent cement **MANUFACTURERS' APPLICATIONS AND CURE TIME INSTRUCTIONS THOROUGHLY**.

BEFORE APPLYING PRIMER AND CEMENT, appropriate safety precautions should be taken. Primer and Cement should be stored in the shade between 40°F and 110°F. Eliminate all ignition sources. Avoid breathing vapors. Use only with adequate ventilation; explosion-proof general mechanical ventilation or local exhaust is recommended to maintain vapor concentrations below recommended exposure limits. In confined or partially enclosed areas, a NIOSH-approved organic vapor cartridge respirator with full face-piece is recommended. Containers should be kept tightly closed when not in use, and covered as much as possible when in use. Avoid frequent contact with skin; wearing PVA coated protective gloves and impervious apron are recommended. Avoid any contact with eyes; splash-proof chemical goggles are recommended.

THREADED CONNECTIONS — Use a quality grade thread sealant. **WARNING: SOME PIPE JOINT COMPOUNDS OR TEFLON PASTES MAY CONTAIN SUBSTANCES THAT COULD CAUSE STRESS CRACKING TO PLASTIC.** Spears Manufacturing Company recommends the use of Spears BLUE 75™ **Thread Sealant** which has been tested for compatibility with Spears products. Please follow the sealant manufacturers' application / installation instructions. Choice of an appropriate thread sealant other than those listed above is at the discretion of the installer. 1 to 2 turns beyond **FINGER TIGHT** is generally all that is required to make a sound plastic threaded connection. Unnecessary **OVER TIGHTENING** will cause **DAMAGE TO BOTH PIPE AND FITTING**.

NOT FOR USE WITH COMPRESSED AIR OR GAS

WARNING: DO NOT USE OF COMPRESSED AIR OR GAS TO TEST ANY PVC OR CPVC THERMOPLASTIC PIPING PRODUCT OR SYSTEM, AND DO NOT USE DEVICES PROPELLED BY COMPRESSED AIR OR GAS TO CLEAR SYSTEMS. THESE PRACTICES MAY RESULT IN EXPLOSIVE FRAGMENTATION OF SYSTEM PIPING AND COMPONENTS CAUSING SERIOUS OR FATAL BODILY INJURY.

THIS PRODUCT IS ONLY TO BE USED FOR ITS INTENDED PURPOSE.

Prices subject to change without notice. Possession of this price schedule shall not be construed as an offer to sell the products listed. Product drawings are representative and may not fully reflect product configurations.

IMPORTANT

WATER HAMMER — Spears Manufacturing Company recommends that all PVC and CPVC plastic piping systems be designed and constructed to **AVOID EXCESSIVE WATER HAMMER**. Water hammer can cause damage, and failure to pipe, valves and fittings within the piping system.

CAUTION — Spears Manufacturing Company **DOES NOT RECOMMEND** the use of thermoplastic piping products for systems to transport or store compressed air or gases, or the testing of thermoplastic piping systems with compressed air or gases in above and below ground locations. The use of Spears products in compressed air or gas systems automatically voids Spears warranty for such products, and their use against our recommendation is entirely the responsibility and liability of the installer. Spears Manufacturing Company will not accept responsibility for damage or impairment of its products, or other consequential or incidental damages caused by misapplication, incorrect assembly, and/or exposure to harmful substances or conditions.

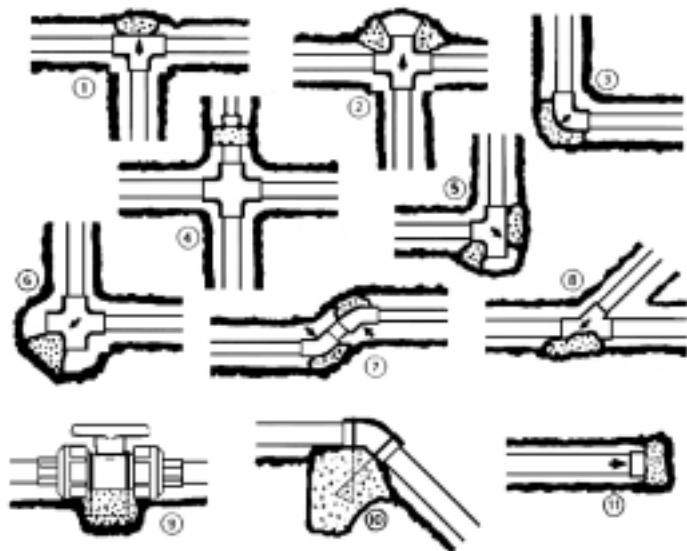
PLEASE NOTE — When temperatures rise above 73°F, the tensile strength of thermoplastics decreases, thereby derating the pipe or fitting Maximum Internal Pressure. When temperatures fall below 73°F, the tensile strength of thermoplastics increases, however, the impact strength decreases. Maximum operating temperatures for PVC piping systems should not exceed 140°F. Maximum operating temperatures for CPVC piping systems should not exceed 200°F.

THRUST BLOCKING — Water under pressure exerts thrust forces in piping systems. Thrust blocking should be provided, as necessary, to prevent movement of pipe or appurtenances in response to thrust.

Types Of Thrust Blocking:

If thrusts, due to high pressure, are expected, anchor valves as below. At vertical bends anchor to resist outward thrust.

1. Thru line connection, tee
2. Thru line connection, cross used as tee
3. Direction change, elbow
4. Change line size, reducer
5. Direction change, tee used as elbow
6. Direction change, cross used as elbow
7. Direction change
8. Thru line connection, wye
9. Valve anchor
10. Direction change vertical, bend anchor
11. End Caps (above or below ground)



Thrust Blocking Is Required Wherever The Pipeline:

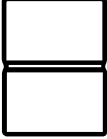


- * Changes direction (e.g., tees, bends, elbows and crosses)
- * Changes size at its reducers
- * Stops, as at dead ends
- * Valves and hydrants, at which thrust develops when closed.




Size And Type Of Thrust Blocking Depends On:

- * Maximum system pressure
- * Pipe size
- * Type and size of fittings or appurtenance
- * Line profile (horizontal or vertical bends)
- * Soil type

PVC SCHEDULE 40 & 80 LOW PRESSURE FABRICATED FITTINGS


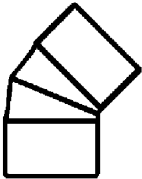



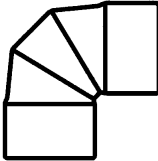

		SCH 40 LOW PR Disc Code: 390	SCH 80 LOW PR Disc Code: 400
Size		Part Number List Price Each	Part Number List Price Each
COUPLING (Soc x Soc)			
	8	3729-080 42.14	3929-080 93.29
	10	3729-100 51.82	3929-100 101.60
	12	3729-120 76.28	3929-120 117.12
	14	3729-140 123.87	3929-140 234.19
	16	3729-160 138.15	3929-160 278.42
	18	3729-180 235.60	3929-180 548.80
	20	3729-200 411.01	3929-200 676.65
	24	3729-240 570.82	3929-240 742.97
	REPAIR COUPLING (Gasket x Gasket)		
	4	3728-040 40.84	3928-040 47.72
	6	3728-060 56.82	3928-060 67.25
	8	3728-080 89.43	3928-080 113.76
	10	3728-100 117.99	3928-100 159.18
	12	3728-120 148.03	3928-120 202.29
	14	3728-140 256.88	3928-140 447.92
	16	3728-160 378.45	3928-160 672.02
	18	3728-180 494.76	3928-180 873.58
	24	3728-240 1,042.00	3928-240 1,414.00
11-1/4° ELBOW (Soc x Soc)			
	4	3711-040 23.78	3911-040 32.32
	6	3711-060 38.18	3911-060 60.43
	8	3711-080 64.55	3911-080 98.91
	10	3711-100 97.40	3911-100 175.31
	12	3711-120 154.09	3911-120 256.22
	14	3711-140 242.25	3911-140 392.25
	16	3711-160 330.24	3911-160 524.32
	18	3711-180 369.59	3911-180 676.86
	20	3711-200 490.24	3911-200 867.73
	24	3711-240 876.46	3911-240 993.22

		SCH 40 LOW PR Disc Code: 390	SCH 80 LOW PR Disc Code: 400
Size		Part Number List Price Each	Part Number List Price Each
15° ELBOW (Soc x Soc)			
	4	3718-040 23.78	3918-040 32.32
	6	3718-060 38.18	3918-060 60.43
	8	3718-080 64.55	3918-080 98.91
	10	3718-100 97.40	3918-100 175.31
	12	3718-120 154.09	3918-120 256.22
	14	3718-140 242.25	3918-140 392.25
	16	3718-160 330.24	3918-160 524.32
	18	3718-180 369.59	3918-180 676.86
	20	3718-200 490.24	3918-200 867.73
	24	3718-240 876.46	3918-240 993.22
22-1/2° ELBOW (Soc x Soc)			
	4	3716-040 23.78	3916-040 32.32
	6	3716-060 38.18	3916-060 60.43
	8	3716-080 64.55	3916-080 98.91
	10	3716-100 97.40	3916-100 175.31
	12	3716-120 154.09	3916-120 256.22
	14	3716-140 242.25	3916-140 392.25
	16	3716-160 330.24	3916-160 524.32
	18	3716-180 396.59	3916-180 676.86
	20	3716-200 490.24	3916-200 867.73
	24	3716-240 876.46	3916-240 993.22
30° ELBOW (Soc x Soc)			
	4	3715-040 23.78	3915-040 32.32
	6	3715-060 38.18	3915-060 60.43
	8	3715-080 64.55	3915-080 98.91
	10	3715-100 97.40	3915-100 175.31




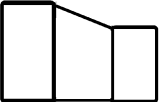
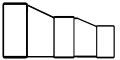
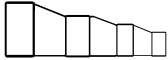
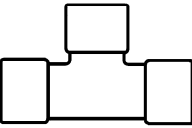
PVC SCHEDULE 40 & 80 LOW PRESSURE FABRICATED FITTINGS

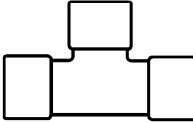
		SCH 40 LOW PR Disc Code: 390	SCH 80 LOW PR Disc Code: 400
Size		Part Number List Price Each	Part Number List Price Each
30° ELBOW (Soc x Soc) (continued)			
	12	3715-120 154.09	3915-120 256.22
	14	3715-140 242.25	3915-140 392.25
	16	3715-160 330.24	3915-160 524.32
	18	3715-180 396.59	3915-180 676.86
	20	3715-200 490.24	3915-200 867.73
	24	3715-240 876.46	3915-240 993.22
45° ELBOW (Soc x Soc)			
	6	3717-060 61.72	3917-060 101.27
	8	3717-080 73.91	3917-080 108.82
	10	3717-100 121.55	3917-100 199.35
	12	3717-120 170.71	3917-120 284.98
	14	3717-140 296.00	3917-140 409.55
	16	3717-160 365.48	3917-160 530.34
	18	3717-180 421.77	3917-180 717.41
	20	3717-200 575.88	3917-200 901.11
24	3717-240 987.54	3917-240 1,060.83	
60° ELBOW (Soc x Soc)			
	6	3724-060 73.76	3924-060 107.59
	8	3724-080 105.24	3924-080 180.74
	10	3724-100 176.35	3924-100 338.78
	12	3724-120 231.05	3924-120 498.63
	14	3724-140 423.52	3924-140 724.57
	16	3724-160 514.91	3924-160 880.38
	18	3724-180 661.50	3924-180 980.38
	20	3724-200 705.67	3924-200 1,155.90
	24	3724-240 909.20	3924-240 1,234.86

		SCH 40 LOW PR Disc Code: 390	SCH 80 LOW PR Disc Code: 400
Size		Part Number List Price Each	Part Number List Price Each
90° ELBOW (Soc x Soc)			
	6	3706-060 66.49	3906-060 86.08
	8	3706-080 92.38	3906-080 144.57
	10	3706-100 146.02	3906-100 285.39
	12	3706-120 224.62	3906-120 416.18
	14	3706-140 300.82	3906-140 612.32
	16	3706-160 446.09	3906-160 761.55
	18	3706-180 663.47	3906-180 980.38
	20	3706-200 746.24	3906-200 1,155.90
	24	3706-240 933.20	3906-240 1,234.56
REDUCER COUPLING (Soc x Soc)			
	6X4	3729-532 21.89	3929-532 51.64
	8X4	3729-582 54.25	3929-582 99.15
	8X6	3729-585 46.64	3929-585 91.25
	10X4	3729-624 173.05	3929-624 232.94
	10X6	3729-626 114.09	3929-626 221.86
	10X8	3729-628 79.85	3929-628 99.33
	12X8	3729-668 153.61	3929-668 239.45
	12X10	3729-670 116.24	3929-670 147.08
	14X10	3729-700 219.25	3929-700 335.89
	14X12	3729-702 194.71	3929-702 214.72
	16X12	3729-762 269.44	3929-762 376.57
	16X14	3729-764 233.67	3929-764 317.46
	18X14	3729-794 451.01	3929-794 661.93
	18X16	3729-796 336.91	3929-796 565.80
	20X16	3729-826 644.99	3929-826 988.59

PVC SCHEDULE 40 & 80 LOW PRESSURE FABRICATED FITTINGS

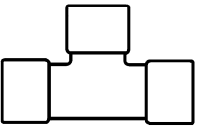


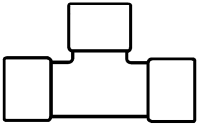
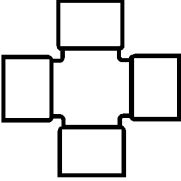
Size	SCH 40 LOW PR	SCH 80 LOW PR	
	Disc Code: 390	Disc Code: 400	
	Part Number	Part Number	
	List Price	List Price	
	Each	Each	
REDUCER COUPLING (Soc x Soc) (continued)			
	20X18	3729-828 569.81	3929-828 681.71
	24X18	3729-918 995.46	3929-918 1,624.56
	24X20	3729-920 748.34	3929-920 1,456.95
ECCENTRIC REDUCER COUPLING (Soc x Soc)			
	6X4	3729-532E 27.44	3929-532E 66.64
	8X4	3729-582E 56.53	3929-582E 115.25
	8X6	3729-585E 45.68	3929-585E 88.63
	10X4	3729-624E 129.25	3929-624E 195.05
	10X6	3729-626E 118.84	3929-626E 165.54
	10X8	3729-628E 112.04	3929-628E 152.96
	12X6	3729-666E 198.14	3929-666E 245.47
	12X8	3729-668E 131.40	3929-668E 212.07
	12X10	3729-670E 113.91	3929-670E 135.55
	 = 3729-582E 3929-582E 3729-624E 3929-624E 3729-668E 3929-668E Two-Step Design		
 = 3729-666E 3929-666E Three-Step Design			
TEE (Soc x Soc x Soc)			
	6X2	3701-528 58.20	3901-528 90.87
	6X3	3701-530 61.13	3901-530 91.39
	6X4	3701-532 63.94	3901-532 94.87
	6	3701-060 67.36	3901-060 117.14
	8X2	3701-578 68.44	3901-578 122.24
	8X3	3701-580 71.77	3901-580 137.73
	8X4	3701-582 73.72	3901-582 140.80
	8X6	3701-585 79.98	3901-585 146.18
	8	3701-080 109.72	3901-080 185.92

Size	SCH 40 LOW PR	SCH 80 LOW PR	
	Disc Code: 390	Disc Code: 400	
	Part Number	Part Number	
	List Price	List Price	
	Each	Each	
TEE (Soc x Soc x Soc) (continued)			
	10X2	3701-621 111.40	3901-621 172.48
	10X3	3701-623 113.46	3901-623 187.86
	10X4	3701-624 116.24	3901-624 212.51
	10X6	3701-626 142.08	3901-626 259.68
	10X8	3701-628 190.48	3901-628 272.12
	10	3701-100 213.40	3901-100 290.00
	12X2	3701-661 148.73	3901-661 213.60
	12X3	3701-663 150.93	3901-663 248.92
	12X4	3701-664 154.73	3901-664 282.81
	12X6	3701-666 179.71	3901-666 329.04
	12X8	3701-668 214.65	3901-668 362.28
	12X10	3701-670 244.60	3901-670 367.02
	12	3701-120 283.60	3901-120 399.56
	14X2	3701-691 235.87	3901-691 378.23
	14X3	3701-693 261.06	3901-693 423.17
	14X4	3701-694 291.06	3901-694 465.73
	14X6	3701-696 341.58	3901-696 546.54
	14X8	3701-698 407.26	3901-698 654.81
	14X10	3701-700 462.93	3901-700 688.86
	14X12	3701-702 547.65	3901-702 695.56
	14	3701-140 557.48	3901-140 717.61
	16X2	3701-751 336.36	3901-751 484.91
	16X3	3701-753 340.04	3901-753 536.36
	16X4	3701-754 360.95	3901-754 577.49
	16X6	3701-756 390.44	3901-756 624.66



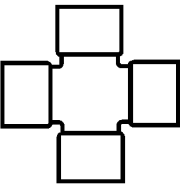
PVC SCHEDULE 40 & 80 LOW PRESSURE FABRICATED FITTINGS

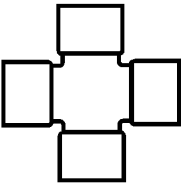
Size	SCH 40 LOW PR Disc Code: 390	SCH 80 LOW PR Disc Code: 400	
	Part Number List Price Each	Part Number List Price Each	
TEE (Soc x Soc x Soc) (continued)			
	16X8	3701-758 457.08	3901-758 731.73
	16X10	3701-760 574.56	3901-760 819.26
	16X12	3701-762 652.42	3901-762 1,038.61
	16X14	3701-764 774.29	3901-764 1,073.98
	16	3701-160 789.12	3901-160 1,130.52
	18X4	3701-784 576.44	3901-784 670.23
	18X6	3701-786 585.56	3901-786 758.42
	18X8	3701-788 609.60	3901-788 786.82
	18X10	3701-790 687.09	3901-790 795.08
	18X12	3701-792 731.96	3901-792 977.40
	18X14	3701-794 785.08	3901-794 1,023.97
	18X16	3701-796 842.65	3901-796 1,148.51
	18	3701-180 980.67	3901-180 1,220.55
	20x4	3701-814 696.67	3901-814 930.54
	20x6	3701-816 737.19	3901-816 1,049.39
	20x8	3701-818 778.97	3901-818 1,288.77
	20X10	3701-820 835.97	3901-820 1,331.50
	20X12	3701-822 885.19	3901-822 1,406.44
	20x14	3701-824 955.24	3901-824 1,529.77
	20X16	3701-826 1,017.18	3901-826 1,557.67
20x18	3701-828 1,121.98	3901-828 1,684.10	
20	3701-200 1,305.97	3901-200 1,756.44	
24x4	3701-904 959.31	3901-904 1,153.60	
24X6	3701-906 1,008.36	3901-906 1,301.00	
24X8	3701-908 1,069.79	3901-908 1,407.36	

Size	SCH 40 LOW PR Disc Code: 390	SCH 80 LOW PR Disc Code: 400	
	Part Number List Price Each	Part Number List Price Each	
TEE (Soc x Soc x Soc) (continued)			
	24x10	3701-910 1,130.19	3901-910 1,531.36
	24X12	3701-912 1,190.94	3901-912 1,611.39
	24x14	3701-914 1,272.51	3901-914 1,786.70
	24x16	3701-916 1,345.97	3901-916 1,843.66
	24X18	3701-918 1,462.29	3901-918 1,933.60
	24X20	3701-920 1,569.97	3901-920 2,022.56
	24	3701-240 1,627.01	3901-240 2,106.75
CROSS (Soc x Soc x Soc x Soc)			
	4X2	---	3920-420 74.40
	4X3	---	3920-422 81.88
	4	---	3920-040 103.94
	6X2	3720-528 64.95	3920-528 104.56
	6X3	3720-530 76.92	3920-530 117.85
	6X4	3720-532 84.81	3920-532 145.51
	6	3720-060 86.53	3920-060 201.82
	8X2	3720-578 85.18	3920-578 131.94
	8X3	3720-580 87.58	3920-580 140.17
	8X4	3720-582 96.71	3920-582 150.36
	8X6	3720-585 101.98	3920-585 194.87
	8	3720-080 151.81	3920-080 243.06
	10X2	3720-621 119.16	3920-621 238.81
	10X3	3720-623 137.25	3920-623 276.33
	10X4	3720-624 157.44	3920-624 283.33
	10X6	3720-626 180.55	3920-626 346.20
	10X8	3720-628 253.48	3920-628 456.85
	10	3720-100 284.48	3920-100 519.99

PVC SCHEDULE 40 & 80 LOW PRESSURE FABRICATED FITTINGS





Size	SCH 40 LOW PR Disc Code: 390	SCH 80 LOW PR Disc Code: 400	
	Part Number List Price Each	Part Number List Price Each	
CROSS (Soc x Soc x Soc x Soc) (continued)			
	12X2	3720-661 157.48	3920-661 323.29
	12X3	3720-663 176.74	3920-663 361.37
	12X4	3720-664 186.85	3920-664 377.08
	12X6	3720-666 228.40	3920-666 437.86
	12X8	3720-668 277.56	3920-668 523.04
	12X10	3720-670 322.15	3920-670 596.03
	12	3720-120 375.03	3920-120 732.76
	14X2	3720-691 307.38	3920-691 490.76
	14X3	3720-693 342.24	3920-693 540.67
	14X4	3720-694 379.97	3920-694 604.46
	14X6	3720-696 427.41	3920-696 678.40
	14X8	3720-698 492.41	3920-698 780.29
	14X10	3720-700 559.49	3920-700 934.34
	14X12	3720-702 591.91	3920-702 1,094.71
	14	3720-140 623.01	3920-140 1,302.91
	16X2	3720-751 421.79	3920-751 665.62
	16X3	3720-753 463.56	3920-753 727.17
	16X4	3720-754 481.27	3920-754 770.00
	16X6	3720-756 520.53	3920-756 832.88
	16X8	3720-758 609.78	3920-758 975.62
	16X10	3720-760 726.36	3920-760 1,123.51
	16X12	3720-762 834.76	3920-762 1,334.66
	16X14	3720-764 876.51	3920-764 1,573.98
	16	3720-160 910.09	3920-160 1,651.77
	18X4	3720-784 521.83	3920-784 971.80

Size	SCH 40 LOW PR Disc Code: 390	SCH 80 LOW PR Disc Code: 400	
	Part Number List Price Each	Part Number List Price Each	
CROSS (Soc x Soc x Soc x Soc) (continued)			
	18X6	3720-786 735.73	3920-786 1,110.75
	18X8	3720-788 833.56	3920-788 1,325.09
	18X10	3720-790 901.55	3920-790 1,501.74
	18X12	3720-792 958.54	3920-792 1,666.00
	18X14	3720-794 1,010.08	3920-794 1,780.54
	18X16	3720-796 1,172.30	3920-796 1,934.09
	18	3720-180 1,289.37	3920-180 2,039.13
	20X4	3720-814 921.33	3920-814 1,277.09
	20X6	3720-816 956.78	3920-816 1,381.49
	20X8	3720-818 1,188.60	3920-818 1,503.37
	20X10	3720-820 1,357.83	3920-820 1,764.90
	20X12	3720-822 1,416.88	3920-822 1,953.44
	20X14	3720-824 1,541.21	3920-824 2,110.36
	20X16	3720-826 1,733.25	3920-826 2,346.80
	20X18	3720-828 1,875.30	3920-828 2,798.98
	20	3720-200 2,193.56	3920-200 3,442.53
	24X4	3720-904 1,177.66	3920-904 1,409.87
	24X6	3720-906 1,398.21	3920-906 1,607.74
	24X8	3720-908 1,488.46	3920-908 2,098.30
	24X10	3720-910 1,591.20	3920-910 2,277.55
	24X12	3720-912 1,752.39	3920-912 2,612.76
	24X14	3720-914 1,802.39	3920-914 3,066.91
	24X16	3720-916 1,997.60	3920-916 3,251.80
	24X18	3720-918 2,231.00	3920-918 3,415.46
	24X20	3720-920 2,701.35	3920-920 3,637.20
	24	3720-240 2,889.00	3920-240 4,173.09



PVC SCHEDULE 40 & 80 LOW PRESSURE FABRICATED FITTINGS

		SCH 40 DWV Disc Code: 390	SCH 80 DWV Disc Code: 400
Size		Part Number List Price Each	Part Number List Price Each
CAP (Soc)			
	10	3747-100 67.61	3947-100 132.02
	12	3747-120 85.38	3947-120 228.57
	14	3747-140 145.18	---
	16	3747-160 185.86	---
SPIGOT PLUG			
	6	3749-060 26.14	3949-060 79.04
	8	3749-080 66.75	3949-080 133.41
	10	3749-100 76.12	3949-100 168.67
	12	3749-120 109.12	3949-120 268.56
	14	3749-140 185.14	---
	16	3749-160 225.59	---

NOTES

NOTES

The Spears Quality Policy

It is the policy and objective of Spears Manufacturing Company to produce a superior quality product suitable for its intended use, with regard to functionality, structural integrity, and conformance to established industry standards and practices. It is the commitment of this Company to do so in a manner which provides consistency of product quality, optimum availability, and superior customer service, while maintaining efficiency of operations and profitability necessary to perpetuate product improvement and customer satisfaction. Furthermore, it is recognized that the attainment of these objectives is the responsibility of all Company operations and personnel according to their respective functions.



MEMBER
AMERICAN SOCIETY FOR
TESTING AND MATERIALS



NSF INTERNATIONAL
FITTINGS FABRICATED FROM
NSF CERTIFIED PIPE



SPEARS® MANUFACTURING COMPANY

CORPORATE OFFICES

15853 Olden Street, Sylmar, CA 91342
P.O. Box 9203, Sylmar, CA 91392
(818) 364-1611 • <http://www.spearsmfg.com>



PACIFIC SOUTHWEST

15860 Olden Street
Sylmar (Los Angeles), CA 91342
P.O. Box 9203, Sylmar, CA 91392
(818) 364-1611
(800) 862-1499
FAX: (818) 367-3014

NORTHEAST

543 Industrial Drive
Lewisberry (Harrisburg), PA
17339-9532
(717) 938-8844
(800) 233-0275
FAX: (717) 938-6547

NORTHWEST

3902 "B" Street N.W.
Auburn (Seattle), WA
98001
(253) 939-4433
(800) 347-7327
FAX: (253) 939-7557

SOUTHEAST

2751 Miller Road
Decatur (Atlanta), GA
30035
(770) 981-7122
(800) 662-6326
FAX: (770) 981-6106

ROCKY MOUNTAIN

4880 Florence Street
Denver, CO
80238
(303) 371-9430
(800) 777-4154
FAX: (303) 375-9546

FLORIDA

3445 Bartlett Boulevard
Orlando, FL
32811
(407) 843-1960
(800) 327-6390
FAX: (407) 425-3563

SOUTH CENTRAL

1838 Forms Drive
Carrollton (Dallas), TX
75006
(972) 245-0387
(800) 441-1437
FAX: (972) 245-4205

MIDWEST

1 Gateway Court, Suite A
Bolingbrook, IL
60440
(630) 759-7529
(800) 662-6330
FAX: (630) 759-7515

UTAH

1415 South 700 West #3
Salt Lake City, UT
84104
(801) 972-0659
FAX: (801) 972-0688

INTERNATIONAL SALES

15853 Olden Street
Sylmar (Los Angeles), CA 91342
P.O. Box 9203
Sylmar, CA 91392
(818) 364-1611
FAX: (818) 898-3774
E-mail: export@spearsmfg.com

Authorized Distributor